

PO Box 180 Rosewood, Qld 4340 Australia


www.KenLowe.com.au Phone 0411-699 535

JESSEL Cam Drive Fuel Pump Kit and Front Engine Mount

Front Plate ONLY (includes JESSEL access ports to get to the adjustment nuts for the cam drive and includes side engine mount holes for the wings and Dash 8 SAE O-Ring water ports, and timing pointer threaded holes)

Without fuel pump mount or pump mount threaded holes

PN 39195-69489 List \$510.00 + RDD \$475.00 +



Front Plate ONLY (includes JESSEL access ports to get to the adjustment nuts for the cam drive and includes side engine mount holes for the wings and Dash 8 SAE O-Ring water ports, and timing pointer threaded holes)

WITH fuel pump mount or pump mount threaded holes

PN 39195-69487 List \$550.00 + RDD \$505.00 +

How to order

1. Select front plate of your choice (with or without cam drive fuel pump provision)
2. Select mount of your choice (DRY or WET)
3. Select Cam Drive Kit if desired.
4. Select Engine Mount Kit (Wings) if desired.
5. Select Harmonic Balancer spacer if needed.
6. Select Timing Pointer if needed.

SBF Fuel Pump Drive Kit (JESSEL BELT Drive)

FORD 351 Windsor, Cleveland, Fontana

1ea Camshaft Adapter

1 ea Fuel Pump Hex Drive

3 ea 5/16" x 1 1/4" UNC Allen Bolts

PN 39225-00110 List Price \$ 325.00 Racer Decal Discount \$ 295.00 +



SBF JESSEL Fuel Pump Drive Plate Mounting Kit (DRY Engine)

11ea Spacers 1.815" long

10ea Bolts Hex Head 5/16" x 3.00" long

10 ea Washers 5/16" ID x 5/8" OD

1ea Socket Head Cap Screw 5/16" UNC x 2 3/4" long

PN 39225-69488 List Price \$ 165.00 + Racer Decal Discount \$ 125.00 +



DRY Block Mount



WET Block Mount

SBF JESEL Fuel Pump Drive Plate Mounting Kit (WET Engine)

Engines that use coolant have ports where the original water pump mounted and these spacers allow the water to go from the JESEL drive through to the Fuel Pump Mounting Plate. You will need a minimum of 45mm of space between JESEL belt drive front face and the rear of the Fuel Pump Mounting Plate.

Spacer SET - Left and Right -20mm

Crank Support Ford Windsor – JESEL timing belt

Includes O-Rings PN 39725-69953 List Price \$245.00+ RDD \$255.00+

Spacer SET Left and Right -25mm

Crank Support Ford Windsor – JESEL timing belt

Includes O-Rings PN 39725-69954 List Price \$275.00+ RDD \$285.00+



SBF JESEL Fuel Pump Drive Harmonic Balancer Spacer 12mm

Moves harmonic balancer forward so it will clear the JESEL Fuel Pump Drive Mounting Plate

PN 39660-00001 List Price \$110.00+ Racer Decal Discount \$ 95.00+



Timing Pointer


Fits KLRC SBF FORD Windsor, Fontana and Cleveland

Crank Support Mounting Plate and

SBF FORD Windsor Fontana JESEL Pump Drive Front Plates

Includes timing pointer and two 1/4"unc x 3/4" bolts and flat washers

Part Number 39725-69891 List Price \$ 39.00+ Racer Decal Discount \$22.00+




Ford Engine Mount Wings (Sedan)

Ford 351 Windsor-Cleveland-Fontana engine mount wings. Bolts to LOWE front cover or LOWE crank support mounting plate and must be fitted to suit chassis application -

26.5" (650mm) wide. Includes mounting bolts and washers

PN 38090-67956 List Price \$ 175.00+ set RDD \$ 152.00+ set



<<< SBF Fontana Windsor JESEL Fuel Pump Drive Kit shown with fuel pump extension and fuel pump.



Although all hardware is machined on a CNC milling machine the precision with which the fuel pump aligns with the cam center line since the weight of the engine hangs on this plate any misalignment is a problem which is resolved by using a short fuel pump extension con compensate for this.

2.5" Fuel Pump Extension PN 35225-25100 RDD \$ 275.00+

5.0" Fuel Pump Extension PN 35225-50100 RDD \$ 305.00+